

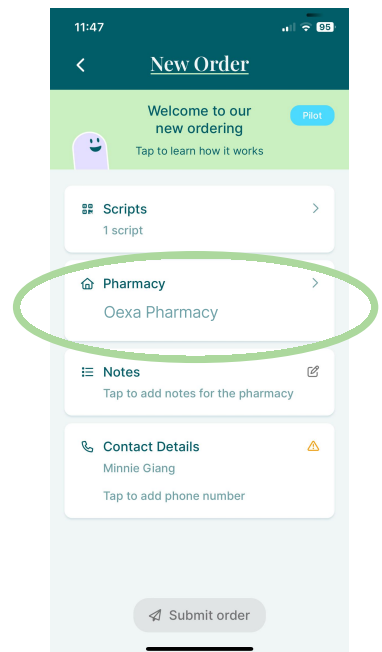
In **MedView Flow Settings**, if this is 'on' then third-party apps like Scripty can send you script orders.

Scripty displays pharmacies that have this enabled.

1 Customer submits order via Scripty

Once a customer scans or uses your pharmacy's **unique QR code**, it will:

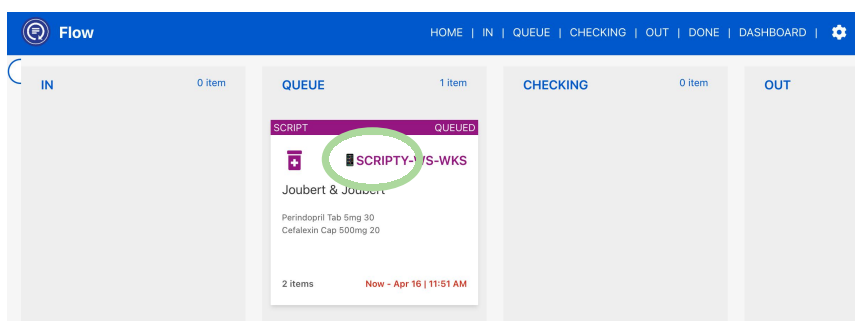
1. Unlock the ordering functionality
2. Prepopulate your pharmacy as the go-to pharmacy




When Scripty ordering is no longer in pilot, customers will be able to search for any pharmacies that are supported.

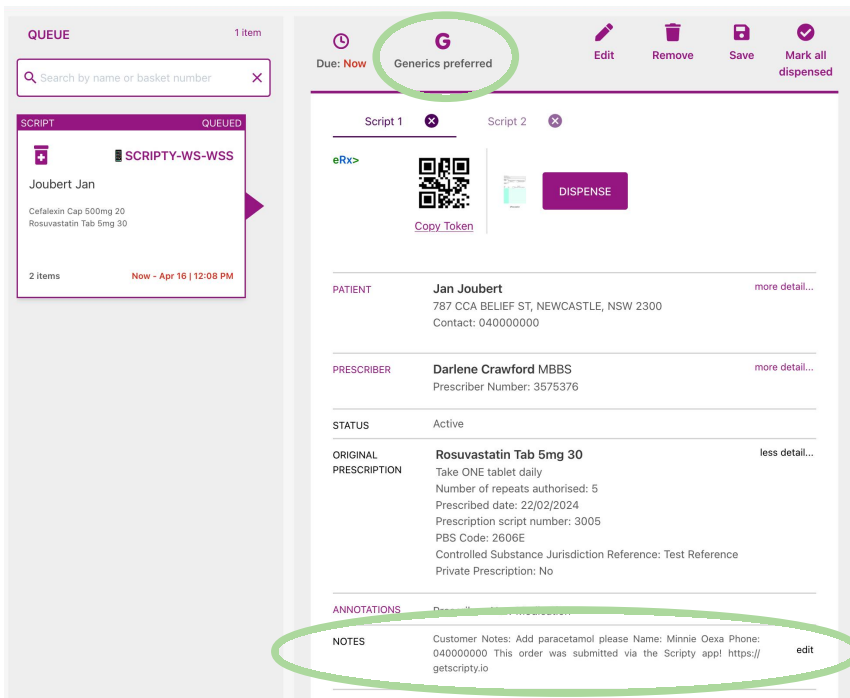
2 Pharmacy receives order

Once the customer submits their order, pharmacists can see the order in the Medview Flow "Queue" column.



 We can also setup email order notifications

Please provide the pharmacy email you wish to receive notifications for Scripty customer orders



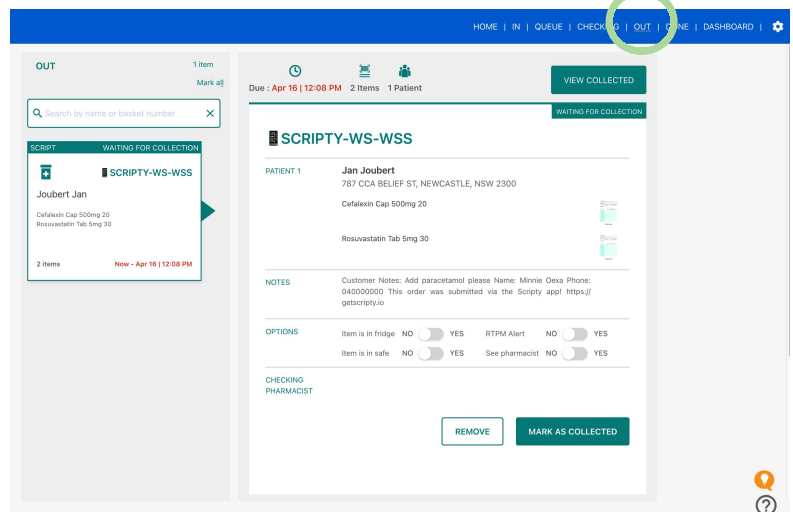
With the order, you'll be able to see:

1. If the customer preferred **Generics**
2. In the **Notes** section is the **customer name, phone** and that it was submitted via the **Scripty** app

3 Pharmacy process the order

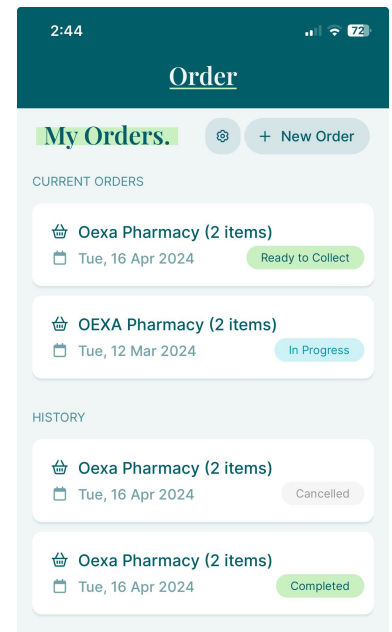
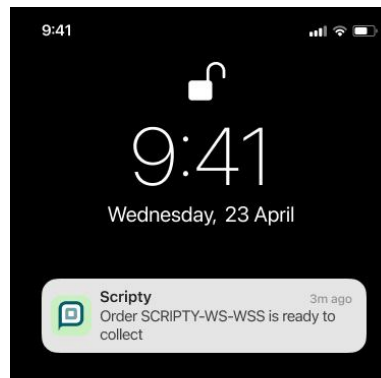
Once **checking the order** is completed and in the "OUT" column, the customer in the Scripty app:

1. Get a push-notification (if enabled) to say that their order is ready
2. See that the order status is "Ready to collect"



4 Customer is notified and collects order

Once you "Mark as collected" the order is completed.



How it can look in the Scripty app